

Animo has a wide range of water boilers suitable for small or large volume use and available either as continuous flow or as storage water heaters. Continuous flow water boilers work without pre-heating and offer a constant flow. Storage water boilers pre-heat water and maintain it at a constant temperature for use as required. All Animo boilers can be easily maintained, are fitted with a dry-boil safety mechanism and are made of high grade CrNi 18/9 stainless steel.



WKT n VA/HA



WKT-n VA/HA



WKT-Dn VA/HA

## BENEFITS

### WKT N VA/HA

- + Square counter model
- + Thermostat set at 96°C
- + Dispensing 2.5 / 5 liter
- + Manual filling / water connected types
- + No drip tap
- + Refill indication for manual filling
- + Easy to place in combination with M-line
- + Supplied with drip tray

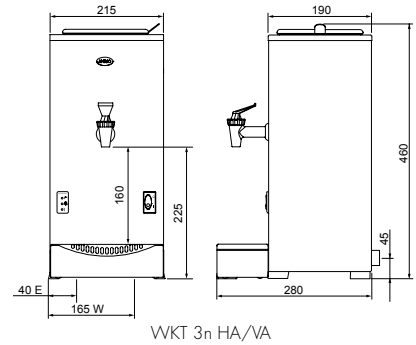
### WKT-N VA/HA

- + Round counter model
- + Adjustable thermostat 0-97°C
- + Dispensing 5 / 10 / 20 liter
- + Manual filling / water connected types
- + No drip tap
- + Supplied with gauge glass
- + Extra strong element for quick heating

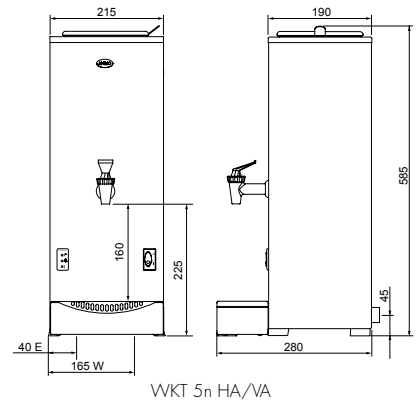
### WKT-DN VA/HA

- + Round counter model
- + Adjustable thermostat 0-97°C
- + Dispensing 5 / 10 / 20 liter
- + Manual filling / water connected types
- + No drip tap
- + Supplied with gauge glass
- + Extra strong element for quick heating
- + Double walled for extra safety
- + Dry boil safety guard

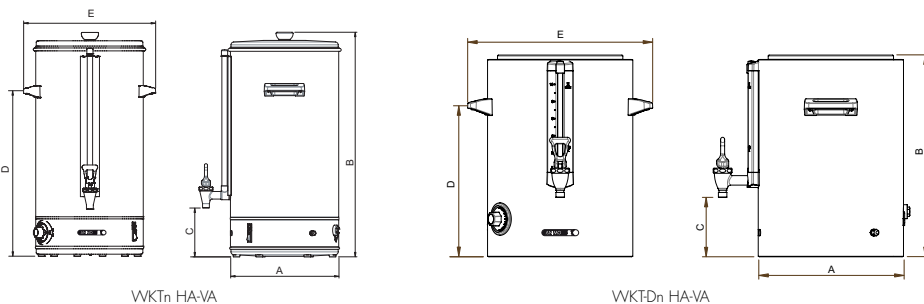
SQUARE MODEL	WKT 3n HA	WKT 3n VA	WKT 5n HA	WKT 5n VA
Article number	30100	30101	1003699	1004095
Buffer stock hot water	2 ltr./ 16 cups	2 ltr./ 16 cups	4 ltr./ 32 cups	4 ltr./ 32 cups
Hour capacity hot water	21 ltr./168 cups	21 ltr./168 cups	21 ltr./168 cups	21 ltr./168 cups
Heating time 20 - 97°	approx. 8 min.	approx. 8 min.	approx. 14 min.	approx. 14 min.
Recovery time after 1.8 ltr.	approx. 4 min.	approx. 4 min.	approx. 11 min.	approx. 11 min.
Electrical connection	1N~220-240V/ 2100W/50-60Cy	1N~220-240V/ 2100W/50-60Cy	1N~220-240V/ 2100W/50-60Cy	1N~220-240V/ 2100W/50-60Cy
Weight empty	5.3 kg	5.6 kg	6.3 kg	6.6 kg
filled	8.7 kg	8.8 kg	11.3 kg	11.6 kg
Water system (model VA)				
Water connection	-	3/4" outer tread		3/4" outer tread
Min. water pressure	-	0.02 MPa (0.2 bar)		0.02 MPa (0.2 bar)
Max. water pressure	-	1 MPa (10 bar)		1 MPa (10 bar)



ROUND MODEL	WKT 10n HA	WKT 10n VA	WKT 20n HA	WKT 20n VA
Article number	30145	30140	30155	30150
Buffer stock hot water	8 ltr./ 64 cups	8 ltr./ 64 cups	18 ltr./ 144 cups	18 ltr./ 144 cups
Hour capacity hot water	30 ltr./240 cups	30 ltr./240 cups	30 ltr./240 cups	30 ltr./240 cups
Heating time 20 - 97°	approx. 17 min.	approx. 17 min.	approx. 34 min.	approx. 34 min.
Recovery time after 1.8 ltr.	approx. 3.5 min.	approx. 3.5 min.	approx. 3.5 min.	approx. 3.5 min.
Electrical connection	1N~220-240V/ 3200W/50-60Cy	1N~220-240V/ 3200W/50-60Cy	1N~220-240V/ 3200W/50-60Cy	1N~220-240V/ 3200W/50-60Cy
Weight empty	5.5 kg	5.5 kg	7,8 kg	7,8 kg
filled	15.5 kg	15.5 kg	27,8 kg	27,8 kg
Water system (model VA)				
Water connection	-	3/4" outer tread		3/4" outer tread
Min. water pressure	-	0.02 MPa (0.2 bar)		0.02 MPa (0.2 bar)
Max. water pressure	-	1 MPa (10 bar)		1 MPa (10 bar)



ROUND MODEL	WKT-Dn 5 HA	WKT-Dn 5 VA	WKT-Dn 10 HA	WKT-Dn 10 VA	WKT-Dn 20 HA	WKT-Dn 20 VA
Article number	30040	30055	30045	30060	30050	30065
Buffer stock hot water	4 ltr./ 32 cups	4 ltr./ 32 cups	8 ltr./ 64 cups	8 ltr./ 64 cups	18 ltr./ 144 cups	18 ltr./ 144 cups
Hour capacity hot water	30 ltr./240 cups	30 ltr./240 cups	30 ltr./240 cups	30 ltr./240 cups	30 ltr./240 cups	30 ltr./240 cups
Heating time 20 - 97°	approx. 9 min.	approx. 9 min.	approx. 17 min.	approx. 17 min.	approx. 34 min.	approx. 34 min.
Recovery time after 1.8 ltr.	approx. 3.5 min.	approx. 3.5 min.	approx. 3.5 min.	approx. 3.5 min.	approx. 3.5 min.	approx. 3.5 min.
Electrical connection	1N~220-240V/ 3200W/50-60Cy	1N~220-240V/ 3200W/50-60Cy	1N~220-240V/ 3200W/50-60Cy	1N~220-240V/ 3200W/50-60Cy	1N~220-240V/ 3200W/50-60Cy	1N~220-240V/ 3200W/50-60Cy
Weight empty	6 kg	6 kg	8 kg	8 kg	12 kg	12 kg
filled	11 kg	11 kg	18 kg	18 kg	32 kg	32 kg
Water system (model VA)						
Water connection	-	3/4" outer tread		3/4" outer tread		3/4" outer tread
Min. water pressure	-	0.02 MPa (0.2 bar)		0.02 MPa (0.2 bar)		0.02 MPa (0.2 bar)
Max. water pressure	-	1 MPa (10 bar)		1 MPa (10 bar)		1 MPa (10 bar)



DIMENSIONS	WKT 10n HA/ VA	WKT 20n HA/VA	WKT-Dn 5 HA/VA	WKT-Dn 10 HA/VA	WKT-Dn 20 HA/VA
Article number	30100 / 30101	30115 /	30120	30125	30130
A	Ø 224	Ø 304	Ø 237	Ø 306	Ø 355
B	506	560	407	425	515
C	140	137	125	125	125
D	356	420	305	321	384
E	293	385	312	390	446